



(<https://www.facebook.com/SportsWestCo>) (<https://www.instagram.com/sportswestco/>)

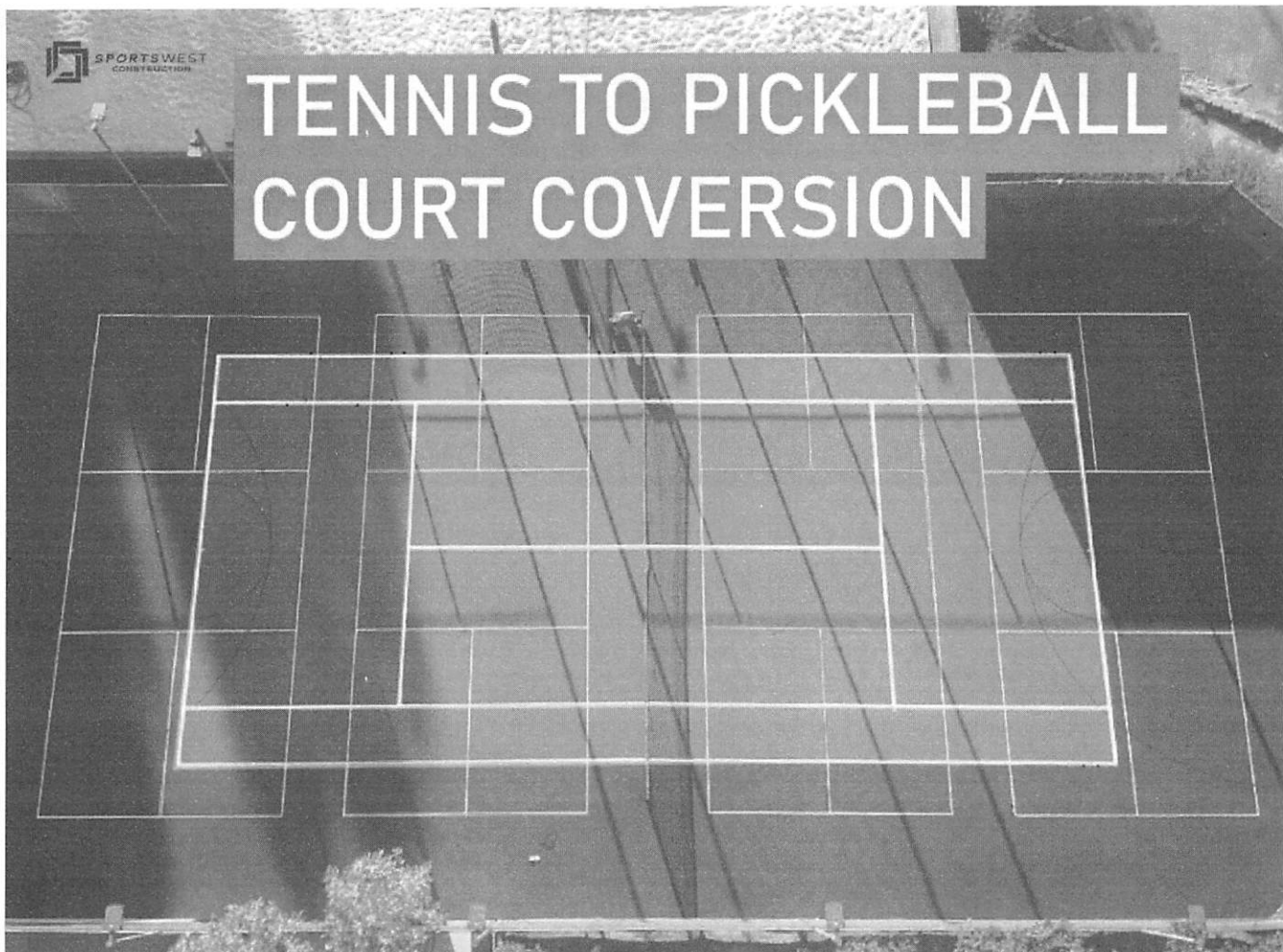
(<https://www.linkedin.com/in//company/sportswest/>)

(<https://www.youtube.com/user/sportcourtla>) [Get A Quote \(/get-a-quote/\)](/get-a-quote/)

[Service Request \(/maintenance-request/\)](/maintenance-request/) [Login \(/customer-login/\)](/customer-login/)

[Menu \(\)](#)

# PICKLEBALL COURT CONVERSIONS



As pickleball continues to grow throughout the US, more and more players are finding ways to offer pickleball play on top of tennis courts or with their own dedicated courts. Read more for our guide on a seamless pickleball conversion court experience.

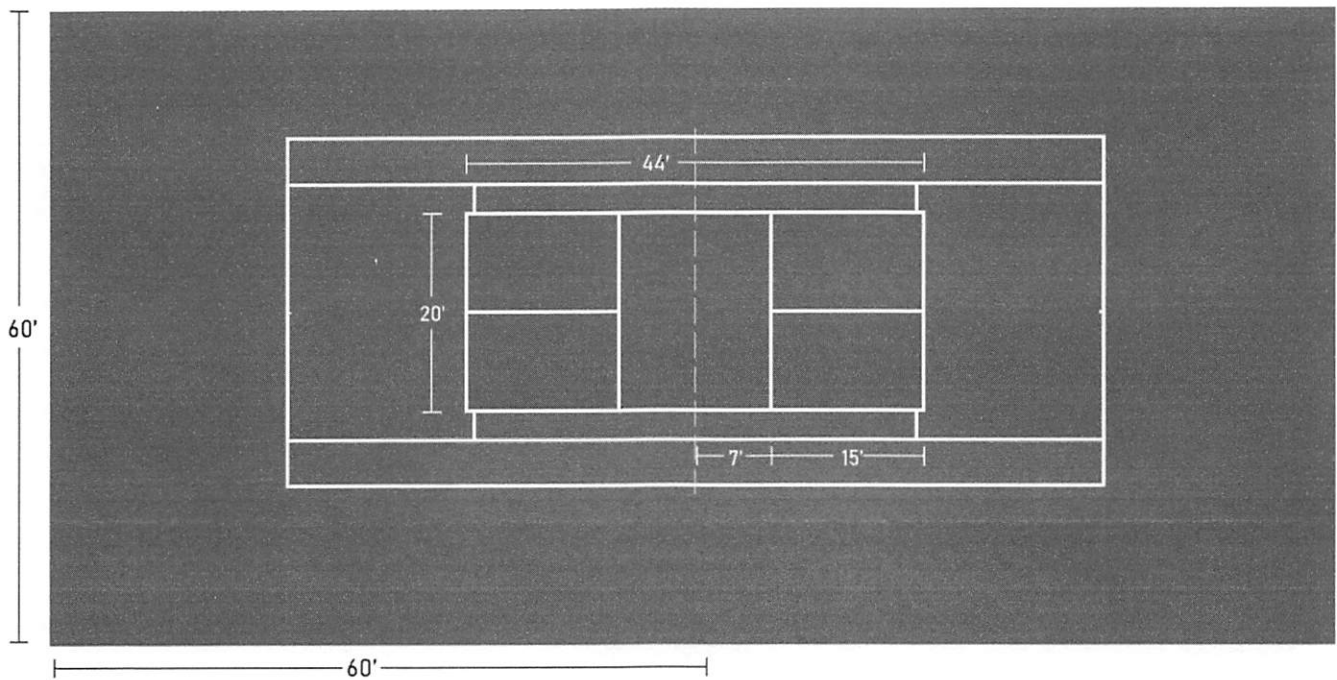
## THE DIFFERENCE BETWEEN TENNIS AND PICKLEBALL

The similarities between pickleball and tennis are clear; both are played with balls being hit across a net dividing the court in two. Pickleball courts are much smaller than traditional tennis courts, making them ideal for communities with limited space or resources. With playing lines of 20'x44', Pickleball courts are nearly half the size of a tennis court which sits at 36'x78'. This means that a single tennis court can be converted into four pickleball courts, allowing for greater usage and accommodating more players at once.

### VARIATIONS OF ADDING PICKLEBALL LINES TO YOUR TENNIS COURT

#### ONE PICKLEBALL COURT

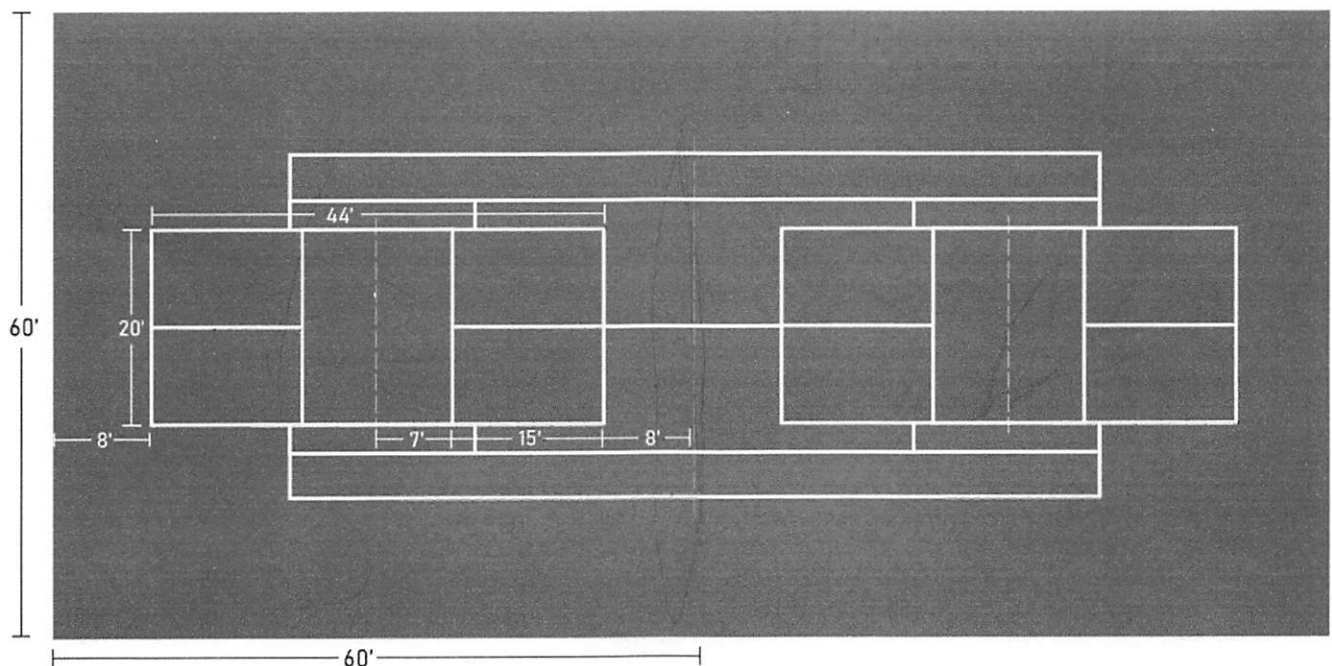
We Recommend this layout option for those who enjoy the multi-game functionality of having both tennis and pickleball by utilizing the game net for both sports. The Dual-sport configuration is perfect for any club looking to introduce pickleball.



The simplest way to add pickleball to an existing tennis court is by painting pickleball lines that are centered on the tennis court. This allows an effortless transition between pickleball and tennis play. Keep in mind the two-inch height difference between the sporting nets. Read our guide on adjusting a tennis net to a regulation pickleball height (<http://sportswestco.com/blog>).

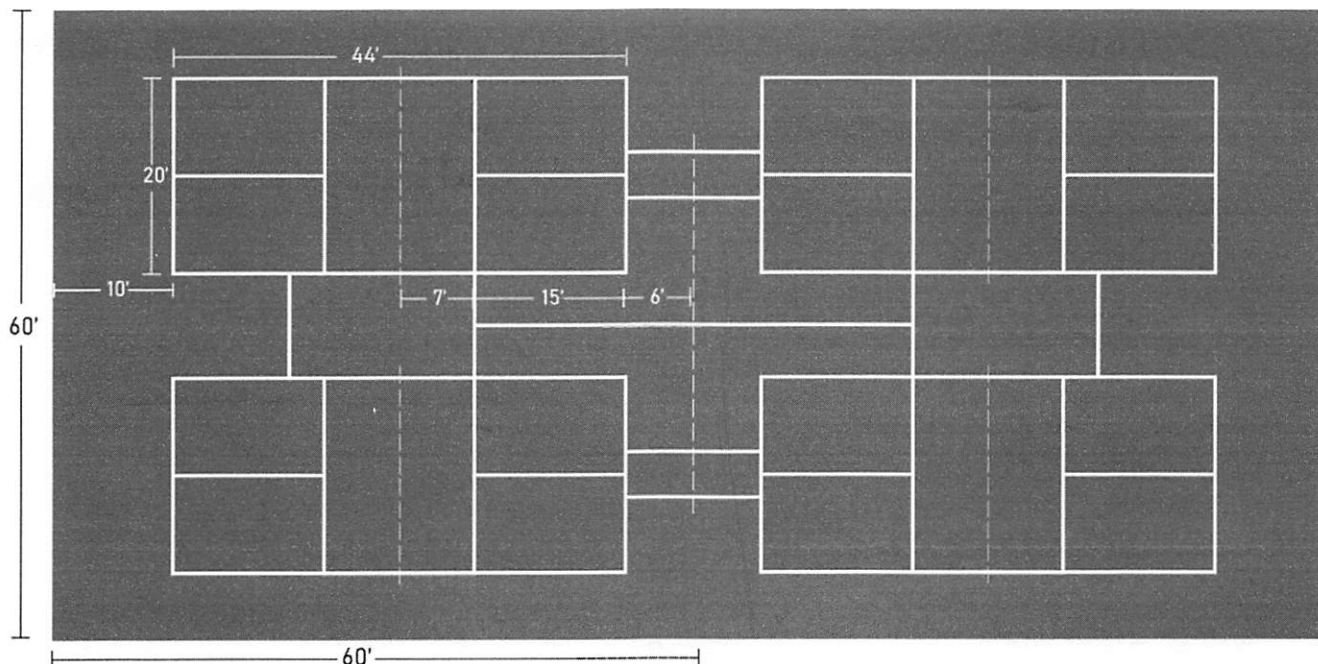
## TWO PICKLEBALL COURTS

This layout formation is perfect for those that like to optimize space with dual-sport play, while still having comfortable over-run space. Pickleball courts can be positioned vertically or horizontally from the court midline.



## FOUR PICKLEBALL COURTS

The four-court option is for those who wish to play many games of pickleball at the same time, and occasionally play a game of tennis. This layout has a much tighter over-run space but is perfect for tournaments.



The maximum amount of pickleball courts per tennis court is 4 – as long as the corners are square and it's regulation size (60'x120').

## PERMANENT COURT CONVERSION

Say you have multiple courts but have noticed a decline in players, or you yourself aren't utilizing the space anymore. This could justify completely resurfacing your court to a dedicated pickleball facility. Complete court resurfacing requires repairing the court surface and re-coating the surface with either a hard coat paint or a modular surface. If you have high demands, this is a solid use of space.

To permanently convert your tennis court to a pickleball facility with maximum play, you'll need to make preparations for 4 pickleball courts. This means you'll have to install net posts and footers for the new courts while removing the existing tennis net posts. This allows for a permanent netting solution.

Finally, you have the option to start fresh with a new court surface by covering up the old lines of the tennis court. Similar to a tennis surface, painted pickleball courts are textured with silica sand to prevent slippery surfaces when wet. Resurfacing a tennis court also provides the opportunity to choose a new color scheme for your pickleball courts.

## SOME OF OUR RECENT PICKLEBALL COURT CONVERSIONS

## INTERESTED IN ADDING PICKLEBALL TO YOUR COURT?

REQUEST A QUOTE (/get-a-quote/)

### QUICK LINKS



About  
(<https://www.sportswestco.com>)

### OUR BRANDS



SO CAL & West (/our-brands/#brand-socalwest)